

WE ARE PIONEER IN  
MOTORIZED RETRACTABLE PERGOLA  
INNOVATION!

# ALUMINIUM PERGOLA



WE'RE LEAK PROOF.  
WE'RE INSULATED.  
WE'RE BUILT-IN REINFORCED.

# WHAT WE ARE DOING?

Our aluminum pergolas are designed for clients who appreciate high-quality outdoor landscapes and are willing to invest in durable, premium materials.

## **Our product's unique advantages:**

single pergola louver blades can reach a width of (6 m )with a( 6 m) span ; superior materials and structure compared with the market's competitors.

# 2026 NEW ARRIVAL: SOCIAL KITCHEN

---



# TABLE OF CONTENTS

- 02 WHY CHOOSE US?
- 12 LOADING QUANTITY
- 13 HOW TO CHOOSE?
- 14 PSPECIFICATIONS
- 15 ADVANTAGES
- 16 ABOUT US
- 17 HOW IT WORKS?
- 18 BENEFITS
- 19 FIXED LOUVRE PERGOLA
- 20 SIDE EXTENSION
- 21 FACILITY AND OPERATIOIN



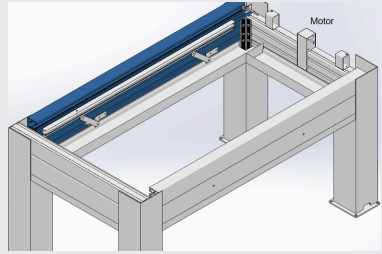
# WE PRODUCE ALUMINIUM MOTORIZED RETRACTABLE LOURVERED PERGOLA.

(MANUAL CONTROL AS OPTIONAL)

## WHY CHOOSE US? WHY CHOOSE US?

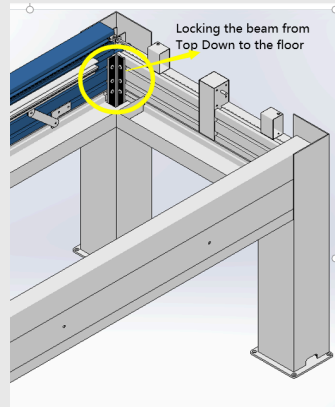
### 1 24V SAFE VOLTAGE/120W LOW POWER.

Safe and easy for electrician approval.



### 2 USE ONLY ONE SINGLE SERVER MOTOR.

No Lag, No Stuck, Worry-Free Maintenance.



### 3 SMART AUTO-PAUSE: INSTANTLY RESPONDS TO ANY LAG, WITH AUTO ADJUST MOTOR PROGRAM.

Avoids harm, and Auto-resumes once normal conditions return.



# WE PRODUCE ALUMINIUM MOTORIZED RETRACTABLE LOUVERED PERGOLA.

(MANUAL CONTROL AS OPTIONAL)


---

## WHY CHOOSE US? WHY CHOOSE US?

4

**STAINLESS STEEL DRIVE SHAFT  
(NOT AN ORDINARY PLASTIC  
BELT DRIVE)**

Stable, Heavy-duty design. Prevents belt overheating and peeling



5

**HIGH QUALITY HARDWARE  
AND PATENTED STRUCTURE  
DESIGN.**

Quiet Operation



6

**ALL-LOCKING SCREW DESIGN  
WITH REINFORCED  
COMPONENTS PRE-EMBEDDED**

Save labour cost.



# WE PRODUCE ALUMINIUM MOTORIZED RETRACTABLE LOUVERED PERGOLA.

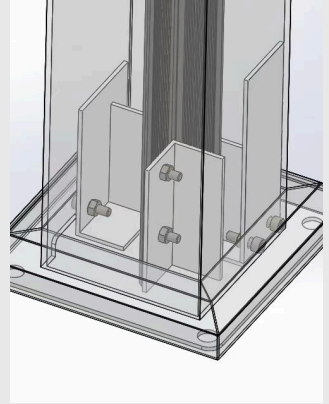
(MANUAL CONTROL AS OPTIONAL)

---

## WHY CHOOSE US? WHY CHOOSE US?


- 7** THE COLUMN IS REINFORCED FROM THE BASE TO THE TOP AND TIGHTLY LOCKED WITH THE BEAM

Featuring premium materials, a patented connection structure design, and outstanding stability  
Snow Loading /Wind-loading Approval



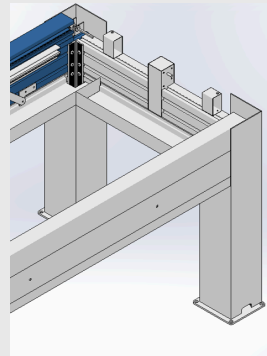
- 8** BETTER ENCLOSURE ON ROOFING

All-weather Suitability



- 9** ADVANCED WATER GUTTER & POST DRAINAGE

upgraded gutters and raised barriers—no leaks from louvers.



# WHY CHOOSE US?

## OUR KEY ADVANTAGES

---




OUR motor automatically learns its travel path, requiring no adjustment. It stops upon encountering any obstacles, ensuring safety without worry. One single 24v Low voltage motor.



OTHER motors on the market require adjustment of their travel path, which is time-consuming, and lack the feature of stopping immediately upon encountering obstacles.

**1 SINGLE MOTOR** VS. **MORE MOTORS**

---



OUR multi-level drainage ensures rapid water going and prevents leakage.



OTHER drainage is simple, cause slow water going, which can easily result in a situation where "it's pouring outside, but drizzling inside."

**WATERPROOF** VS. **LEAKING INSIDE**

# WHY CHOOSE US?

## OUR KEY ADVANTAGES

---




Our pergola Installation is simple with modular assembly, allowing for easy completion and saving labor time.



Installation from other factory is complicated, requiring on-site drilling. Even a slight mistake can result in installation failure.

## QUICK-BUILT **VS.** ONSITE ASSEMBLY

---



When closed, it provides protection against rain, snow, and falling objects. When opened, it allows for stargazing, moon viewing, and sunbathing.






The linkage is with rubber belt, resulting in a noisy running.

## SILENT AND SMOOTH STRUCTURE **VS.** NOISY OPERATION

# WHY CHOOSE US?

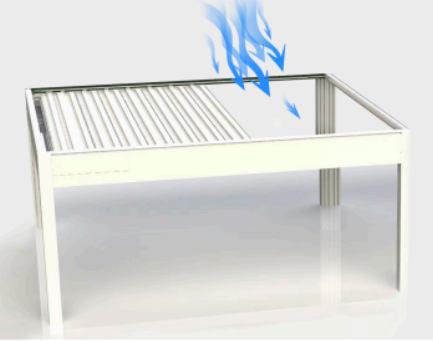
## MORE STRUCTURAL ADVANTAGES



# WHY CHOOSE US?

## SUPERIOR PERFORMANCE – VENTILATION & LOADING

Our Pergola



Can open the roof easily by remote control

Ventilation

VS.

Other Pergola



The blades are usually not stacked

Our Pergola




Withstand heavy snow loads. No need open the roof.

Snow Loading

VS.

Other Pergola



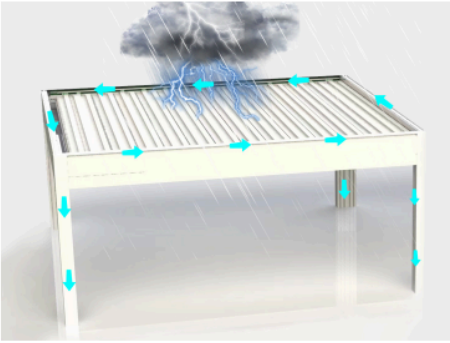
Need to open the blades to avoid the heavy snow loading.

**RAIN SENSOR /SNOW SENSOR ARE AVAILIABLE.**

# WHY CHOOSE US?

## WATERPROOF FULLY ENCLOSED (2026 VERSION UPGRADED)


Our Pergola



100% water collected by special gutter design, no leaking on heavy raining day

Waterproof  
VS.

Other Pergola



Rain drops leaking from the blades gap.

Our Pergola



Enclosed Large Blades, and Strong Frame Design

Blades  
VS.





Other Pergola



Light and Small Blades

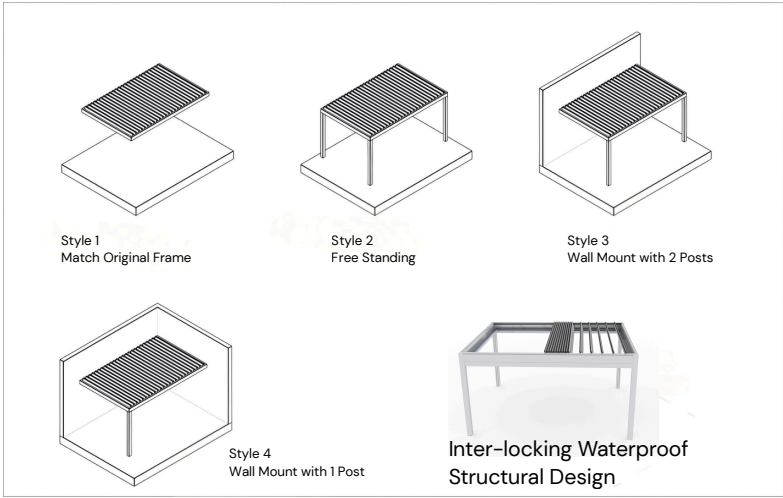
# LOADING QUANTITY?



| Ready to Ship Model | Pergola Size W*L | High      | 40HQ Loading Quantity (Packed in Carton Box) | 40HQ Loading Quantity (Wooden Case Package)                                       | Wooden Case Package /set  | Carton Box Package /set  |
|---------------------|------------------|-----------|--|---|---|--|
|                     | 3X3 M            | 2.6-3.2 M |  | 12-18 PCS   | 3150*920*850MM  | 1.3-1.5 CBM  |
| *                   | 3X4 M            | 2.6-3.2 M | 38-40 PCS                                    |  | 4150*920*850MM  | 1.4-1.7 CBM  |
|                     | 3X5 M            | 2.6-3.2 M |  |   | 5150*920*850MM  | 1.4-1.7 CBM  |
| *                   | 4X4 M            | 2.6-3.2 M | 28-32 PCS                                    |   | 4150*920*850MM  | 1.4-1.7 CBM  |
|                     | 4X5 M            | 2.6-3.2 M |  |   | 5150*920*850MM  | 1.8-2.2 CBM  |
|                     | 4X6 M            | 2.6-3.2 M |  |   | 6150*920*850MM  | 2.2-2.4 CBM  |
|                     | 4X8M             | 2.6-3.2 M |  |   | 4-6 PCS   | *subject to change based on final requirements                                     |
|                     |                  |           |  |  |  |  |

**Subject to change based on your package requirements.**

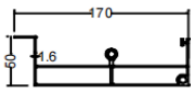
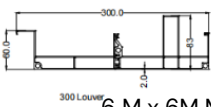






# HOW TO CHOOSE ?



Louvers with a flip angle of Up to 70-75 degree

|   |   |
|---|---|
|  <p>4M x 6M Maximum</p>  |  <p>300 L Louver<br/>6 M x 6M Maximum</p>                                  |
|  <p>60% Open Maximum</p>   |  <p>70% Open Maximum</p>   |
| <p><b>170 mm Blades :</b><br/>Offers economical pricing, ideal for various settings. It accommodates widths up to <b>4 meters</b>, with the roof opening <b>60%</b> of the space when folded.</p> | <p><b>300mm Blades:</b><br/>Provides a wider option, allowing roof opening of over <b>70%</b> of the space. Allow the width up to <b>6 meters</b> size.</p> |
| <p><b>4 M</b> wide per single pergola<br/>Travel distances of <b>&lt;6 meters</b></p>   | <p><b>4-6 M</b> wider per single pergola<br/>Travel distances of <b>&gt;6 meters</b><br/>(can support up to 7 meters with extra Internal Reinforcement)</p> |

# WHAT OTHER SPECIFICATION?

## Pergola Specification:

**Motor:** 24V safe voltage/120W Low Power; Only 1 single motor control 1 pergola

**Running Program:** Safe Auto Adjust Motor Program. Smart serve motor design helps to stop when obstacle is detected.

**Material:** T6063-T5 Aluminium; Stable, Heavy-duty design, All-weather Suitability

**Roofing:** Spliced Strip Aluminum Panel, Quiet and Smooth Operation

**Surface Treatment:** Sun-proof Powder Coating

**Water Gutter:** Built-in on beam and post, water goes down to the floor from post.

**Thermal Insulation:** Filled with PU Foam



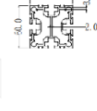









**Oversize Roofing:** When the roofing is more than 7 meters size,

use Stainless Steel Inside for Re-inforce the Beam

**Waterproof Design:** 0.04-0.05L/s/m<sup>2</sup>.


**Anti-Wind Design:** 120 miles/h, 1,761 kPa

**Snow Loading Design:** >120kgs/ m<sup>2</sup> (E170) >200kgs/ m<sup>2</sup> (E300)

|                |                    |   |   |  |  |
|----------------|--------------------|---|---|--|--|
| Solar Carport  | S228               |    | 90x98x3.0mm Stainless Plate, for M8 screw fixing with Frame and Roof Tube.<br> | 60x60x3.0mmmm<br>       | Double Layer 228x62x2.0mm 80x122x2.2mm Water Gutter<br> |
| Optional Items | Zip Screen         |    |   |  |  |
|                | Glass Sliding Door |   |   |  |  |
|                | Aluminium Shutter  |  |   |  |  |
|                | LED Light          |  |   |  |  |
| PVC Pergola    | E700               |  | 125*90*2.0mm<br>   | 130*70*1.5mm Rail<br> | Large Beam 76*60*1.5mm<br>Small Beam 60*36*1.5mm Water Gutter 150*125*2.5mm  |

# WHY USE ALUMINIUM PERGOLA? PRODUCT ADVANTAGES

---



Aluminum Alloy



Quiet Motor



Electric Control



Heat Insulation



Wind Resistant



Retractable Design

---

## PATENT CERTIFICATE



# ABOUT US



---

**EGD OUTDOOR ALUMINIUM BUILDING MATERIALS FACTORY (E-GARDEN)  
---ROOTED IN A LEGACY OF CRAFTSMANSHIP PASSED DOWN THROUGH  
GENERATIONS.**

**WITH A FOUNDATION IN THE ALUMINUM MATERIALS INDUSTRY DATING BACK  
TO OUR PARENTS' ERA MORE THAN 30 YEARS AGO, WE HAVE INHERITED A  
DEEP UNDERSTANDING AND APPRECIATION FOR ALUMINUM PROCESSING.**

Located in Dali Town, China, our workshop spans 20,000 sqm and specializes in aluminum shading products known for their durability and performance. Our commitment to innovation and quality is evident in our range of louvered pergolas and building facade shading solutions.

In 2015, we introduced cutting-edge technologies to our outdoor aluminum profiles, launching the E-GARDEN series of electronic garden products. This line, under the E-GD brand, includes innovative solutions like flip-stackable pavilions and solar-powered carports.

Building on the foundation laid by our predecessors, we continue to uphold a tradition of excellence in providing premium shading solutions that seamlessly blend beauty and functionality, setting new standards for outdoor living spaces.

# HOW IT WORK?

## WHEN CLOSED

Compared to traditional PERGOLA, this model presents a more sleek and generous appearance, also exuding a more upscale and motorized advanced vibe.



## ON OPENING

The blades are angled for optimal ventilation up to 70 degree.

The blades can be opened or folded, offering a broader view and enhanced airflow, overcoming the traditional limitations of enclosed sunshades.




## WHEN FLODED

When folded, the blades automatically move to a fixed position.

Besides the conventional shading function of large louvers, they can also fold and retract to one side, not occupying any space at all.



# WHAT ARE THE BENEFITS?




## Spacious

This type of retractable flip-board waterproof louver pavilion offers a large space, not only providing people with a larger outdoor resting area but also the stacked blades allow for a wider field of view.


## Flexible DIY Combination

Around the PERGOLA, you can also install glass doors, louvered doors, windproof roller blinds, lift-up windows, aluminum alloy outdoor cabinets, aluminum screens, and other compatible products.



## For All Weather

The retractable flip-board waterproof louver PERGOLA is constructed with an aluminum frame and double-layer blades; it features high hardness, corrosion resistance, sturdiness, durability, rain protection, and sun protection.



# FIXED LOUVRE

## Model No.: F 170

Fixed Roofing Aluminum Pergola ,Standard Size

Quick-built and small packaging for amazing savings!



## Model No. : F 170

| Specification               | Profile/Details | Remarks              |
|-----------------------------|-----------------|----------------------|
| Post                        | 120x120 mm      | Including 4pcs Posts |
| Beam                        | 204x62x2.0 mm   |                      |
| Fixed Roofing               | 170x50mm        |                      |
| Water gutter                | 122x75mm        |                      |
| Standard Size ready to ship | 3X3M, 4x3 M     |                      |

packaged with foam padding. Packaging does not include cardboard boxes.

# SIDE EXTENSION

90MM LOUVRE SIDE EXTENSION





Production Plant



Office Area

# INTEGRATED PRODUCTION CHAIN

## WE MANUFACTURE, NOT JUST ASSEMBLE



Extrusion



Ready for further fabrication




Production Line



Powder Coating

## FROM RAW ALUMINUM TO FINISHED

## FULLY CONTROL



Motor Test Running on Pergola Product



EGD Brand Name